

ಕರ್ನಾಟಕ ರಾಜ್ಯ ಪೊಲೀಸ್ ಇಲಾಖೆ Karnataka State Police ಮನೋರಂಜನೆಗಾಗಿ ಪರವಾನಗಿ License for Amusement

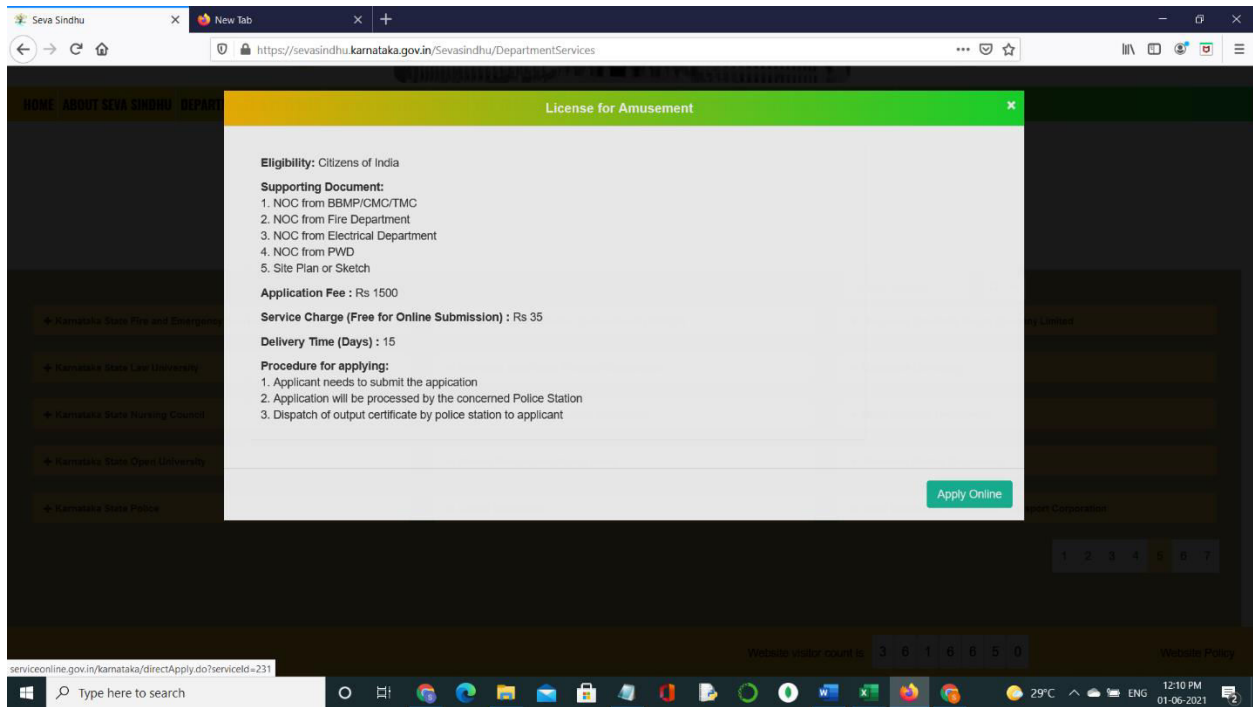
Step 1: Go to sevasindhu.karnataka.gov.in website and click on **Departments & Services**.

The screenshot shows the homepage of the Seva Sindhu Government of Karnataka website. The header includes the state emblem and the text 'SEVA SINDHU GOVERNMENT OF KARNATAKA'. Below this, there are portraits of the Chief Minister, Sri. B.S. Yediyurappa, and the Minister of Primary & Secondary Education, Sri. S. Suresh Kumar. A navigation menu contains links for HOME, ABOUT SEVA SINDHU, DEPARTMENTS & SERVICES, SERVICE CENTERS, GRAMA ONE, TRACK YOUR APPLICATION STATUS, REPORTS-DASHBOARD, FAQ, and CONTACT. Three main service buttons are visible: 'DEPARTMENTS & SERVICES' (highlighted in green), 'NEW USERS REGISTER HERE', and 'REGISTERED USERS LOGIN HERE'. The footer includes a services user manual link, a YouTube channel link, a page update date of 11-May-2021, a website visitor count of 33745808, and links for Site Map and Website Policy.

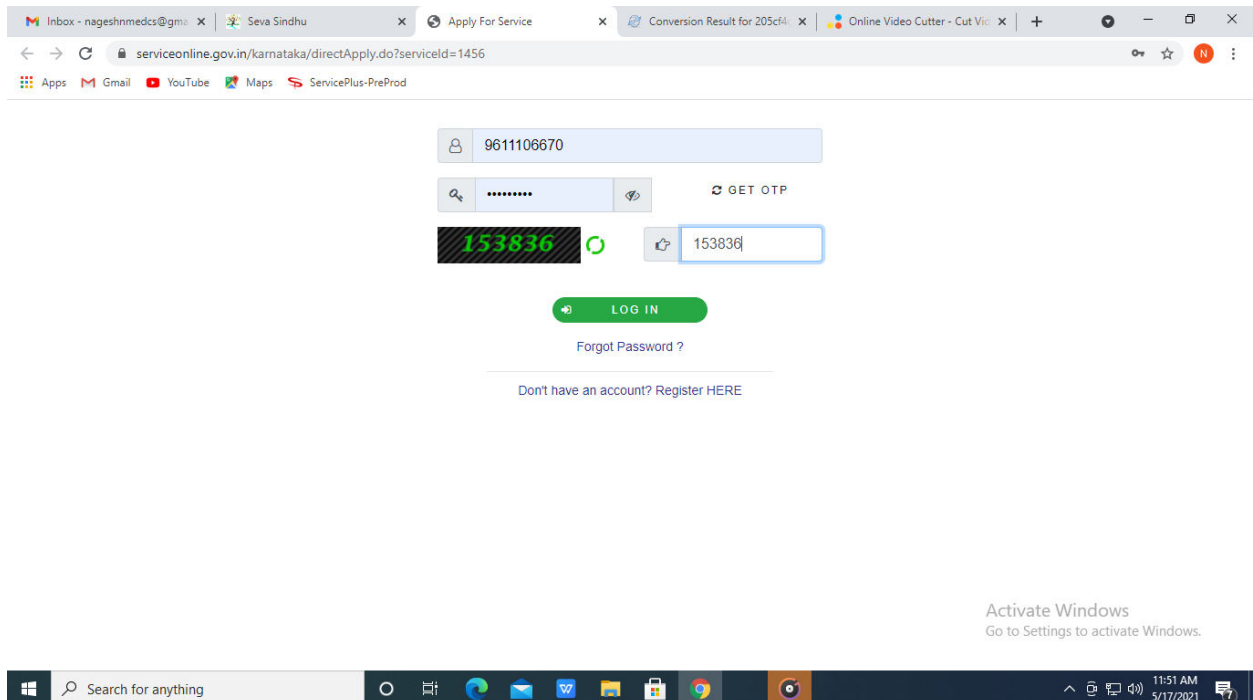
Step 2: Click on **Karnataka State Police** and select **License for Amusement**. Alternatively, you can search for License for Amusement in the **search option**.

The screenshot shows the 'Departments & Services' page on the Seva Sindhu website. A search bar at the top right contains the text 'Search Service'. Below the search bar, there is a grid of service categories, each with a plus sign icon. The categories include: Karnataka State Fire and Emergency Services, Karnataka State Pollution Control Board (KSPCB), Mangalore Electricity Supply Company Limited, Karnataka State Law University, Karnataka State Road Transport Corporation, Mangalore University, Karnataka State Nursing Council, Karnataka State Warehousing Corporation, Minor Irrigation Department, Karnataka State Open University, Krishna Bhagya Jala Nigam Limited, Minorities Welfare Department, Karnataka State Police, Labour Department, and North Eastern Karnataka Road Transport Corporation. A scrollable list of services is visible on the left side, with 'License for Amusement' selected. Other services listed include Application for Job Verification, No Obligation to Return to India, Registration of Lost Items, Permission for Peaceful assembly and procession, Receipt and Disposal of Petitions, Police Clearance Certificate for going abroad (Visa for studies), Police Clearance Certificate for Foreign Nationals, NOC for Passport, and Application for Locked home registration. The footer shows a website visitor count of 3616650 and a link to the Website Policy.

Step 3 : Click on **Apply online.**



Step 4: Enter the username, password/OTP, captcha and click on **Log In** button



Step 5 : Fill the Applicant Details.

The screenshot shows the 'Application for Amusement License' form on the Karnataka State Police website. The form is titled 'ಕರ್ನಾಟಕ ರಾಜ್ಯ ಪೊಲೀಸ್' and 'Karnataka State Police'. The main heading is 'ಮನರಂಜನಾ ಪರವಾನಗಿಗಾಗಿ ಅರ್ಜಿ' (Application for Amusement License). The form is divided into two main sections: 'Requested Person Details' and 'Present Address'.

Requested Person Details / ವಿನಂತಿಸಿದ ವ್ಯಕ್ತಿಯ ವಿವರಗಳು

Requested By / ಇವರಿಂದ ಕೋರಲಾಗಿದೆ * Shilpa V	Father / Husband Name / ತಂದೆ/ತಂದೆ ಹೆಸರು *	<input type="text"/>
Date of Birth / ಜನ್ಮ ದಿನಾಂಕ *	Age / ವಯಸ್ಸು *	<input type="text"/>
Mobile No / ಮೊಬೈಲ್ ಸಂಖ್ಯೆ	Sex / ಲಿಂಗ *	Please Select
Landline No / ಸ್ಥಿರ ದೂರವಾಣಿ ಸಂಖ್ಯೆ	Email / ಇ-ಮೇಲ್	<input type="text"/>
Relation Type / ಸಂಬಂಧದ ವಿಧ *	Name of Relative / ಸಂಬಂಧಿಕರ ಹೆಸರು *	<input type="text"/>

Present Address / ಪ್ರಸ್ತುತ ವಿಳಾಸ

House No./Block/Street / ಮನೆ ಸಂಖ್ಯೆ/ಬ್ಲಾಕ್/ರಸ್ತೆ *	Area/Village / ಪ್ರದೇಶ / ಹಳ್ಳಿ	<input type="text"/>
Country / ದೇಶ *	State / ರಾಜ್ಯ *	Please Select

Step 6: Verify the details. If details are correct, select the **checkbox ("I Agree")** & Submit.

The screenshot shows the 'Declaration/ಘೋಷಣೆ' section of the application form. It contains a declaration statement and a word verification section.

Declaration/ಘೋಷಣೆ

I hereby declare that the information given in this application is true and correct to the best of my knowledge and belief.

I Agree *

Additional Details

Apply to the Office * University Office(Higher Education Universities- Bangalore University) - Rural/Urban

Word verification

Please enter the characters shown above

jw62ka

At the bottom right, there are buttons for 'Draft', 'Submit', 'Close', and 'Reset'.

Step 7: A fully filled form will be generated for user verification.

Requested Person Details / ವಿನಂತಿಸಿದ ವ್ಯಕ್ತಿಯ ವಿವರಗಳು

Requested By / ಇವರಿಂದ ಕೋರಲಾಗಿದೆ :	Shipa V
Father / Husband Name / ತಂದೆ/ನಂದಿನ ಹೆಸರು :	VIJAY N
Date of Birth / ಜನ್ಮ ದಿನಾಂಕ :	14/02/1991
Age / ವಯಸ್ಸು :	30
Sex / ಲಿಂಗ :	Female
Relation Type / ಸಂಬಂಧದ ವಿಧ :	Sister
Name of Relative / ಸಂಬಂಧಿಕರ ಹೆಸರು :	SAHANA J

Present Address / ಪ್ರಸ್ತುತ ವಿಳಾಸ

House No./Block/Street / ಕುಟುಂಬ ಸಂಖ್ಯೆ/ಬ್ಲಾಕ್ /ರಸ್ತೆ :	NO 23
Country / ದೇಶ :	India
State / ರಾಜ್ಯ :	Karnataka
City / ನಗರ :	Bengaluru City
Permanent Address same as Present? / ಪ್ರಸ್ತುತ ವಿಳಾಸ ಖಾಯಂ ವಿಳಾಸವೇ ? :	Yes/ಹೌದು

Permanent Address / ಖಾಯಂ ವಿಳಾಸ

House No./Block/Street / ಕುಟುಂಬ ಸಂಖ್ಯೆ/ಬ್ಲಾಕ್ /ರಸ್ತೆ :	NO 23
Country / ದೇಶ :	India
State / ರಾಜ್ಯ :	Karnataka
City / ನಗರ :	Bengaluru City

Other Details / ಇತರ ವಿವರಗಳು

Applicant is Involved in any Criminal Case / ಅಪರಾಧದಲ್ಲಿ : No/ಇಲ್ಲ

Step 8 : Click on **Attach Annexures**.

Whether Fire Clearance obtained / Applied , if so give details : YES

ಇಲಾಖೆಯಿಂದ ಅನುಮತಿ ಪಡೆಯಲಾಗಿದೆಯೇ ? : YES

Declaration/ಘೋಷಣೆ

I hereby declare that the particulars furnished in this form are true to the best of my knowledge/ ಈ ರೀತಿಯಲ್ಲಿ ನಾನು ಒದಗಿಸಿರುವ ಎಲ್ಲಾ ವಿವರಗಳು ಸತ್ಯವಾಗಿರುತ್ತವೆ ಎಂದು ಘೋಷಿಸುತ್ತೇನೆ.
Disclaimer: If uploaded documents mismatch with the entered data, Department may reject your application.

I Agree : Yes

HideDOB : 18-05-1998

Additional Details

Apply to the Office : Karnataka State Police (STATE)

Draft Reference No : Draft_PO0035/2021/00009

01/6/2021 12:14:24 IST <http://serviceonline.gov.in/karnataka>

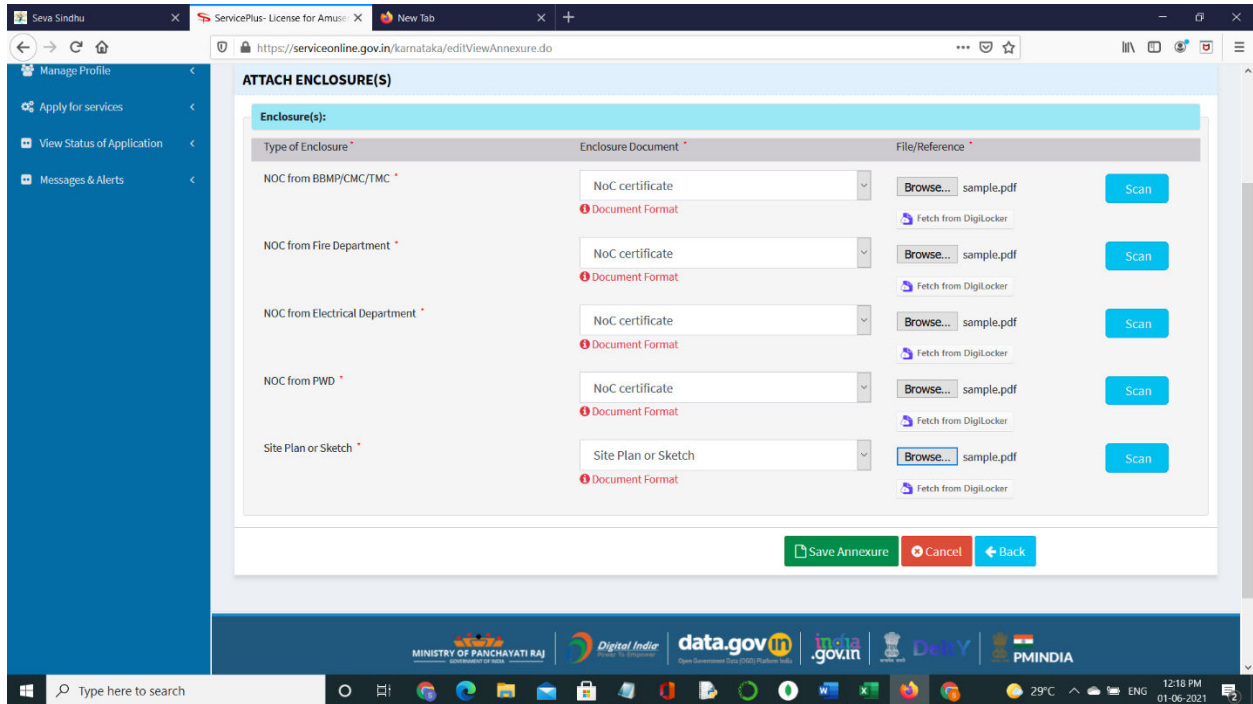
[Attach Annexure](#) [Edit](#) [Cancel](#) [Click here to initiate new application](#)

MINISTRY OF PANCHAYATI RAJ
GOVERNMENT OF KARNATAKA

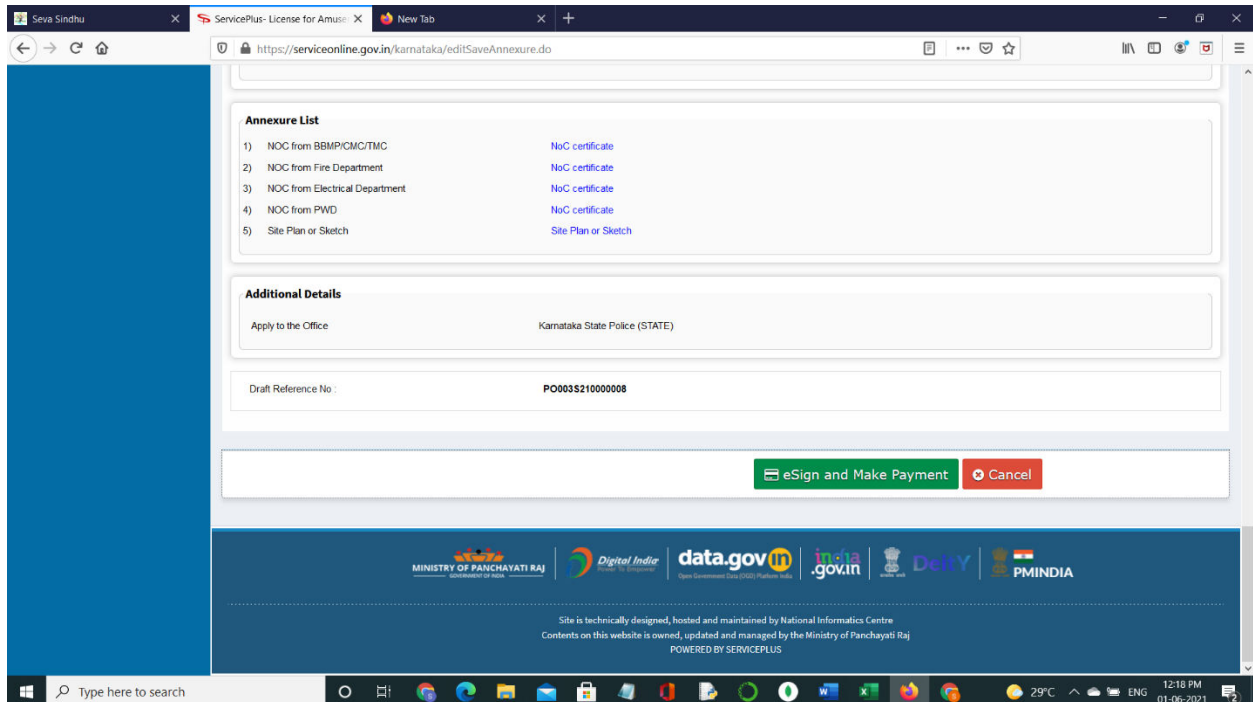
Digital India
data.gov.in
india.gov.in
DeitY
PMINDIA

Site is technically designed, hosted and maintained by National Informatics Centre
Contents on this website is owned, updated and managed by the Ministry of Panchayati Raj
POWERED BY SERVICEPLUS

Step 9: Attach the annexures and click on **Save Annexures**.



Step 10 : Saved annexures will be displayed and click on **eSign and Make Payment** to proceed.



Step 11 : Click on I agree with above user consent and eSign terms and conditions and Select authentication type to continue.

The screenshot shows a web browser window with the URL serviceonline.gov.in/karnataka/editSaveAnnexure.do. A modal window titled "Consent Authentication Form" is displayed. The form contains the following text:

I hereby state that I have no objection in authenticating myself with Aadhaar based authentication system and consent to providing my Aadhaar number along with the authentication details for the purposes of availing "**Land Holding Certificate / ಭೂ ಹಿಡುವಳಿ ಪ್ರಮಾಣ ಪತ್ರ**" by eSigning Application form and Enclosure(s). I understand that the OTP I provide for authentication shall be used only for authenticating my identity through the Aadhaar Authentication system, for obtaining my e-KYC through Aadhaar e-KYC service and for the issuance of Digital Signature Certificate (DSC) for this specific transaction and for no other purposes. For the creation of DSC, I understand that the options that I have chosen are the ones that shall be populated in the DSC generated by the CA and I provide my consent for the same. I also understand that the following fields in the DSC generated by the CA are mandatory and I give my consent for using the Aadhaar provided e-KYC information to populate the corresponding fields in the DSC.

1. Common Name (name as obtained from e-KYC)
2. Unique Identifier (hash of Aadhaar number)
3. Pseudonym (unique code sent by UIDAI in e-KYC response)
4. State or Province (state as obtained from e-KYC)
5. Postal Code (postal code as obtained from e-KYC)
6. Telephone Number (hash of phone as obtained from e-KYC)

I understand that ServicePlus shall ensure security and confidentiality of my personal identity data provided for the purpose of Aadhaar based authentication.

I agree with above user consent and eSign terms and conditions

Select authentication type to continue

Buttons: **OTP** (green), **Download Document** (red)

Step 12 : Enter Aadhaar Number and click on get OTP.

The screenshot shows a web browser window with the URL esignservice.cdac.in/esign2.1/OTP. The page features logos for the Ministry of Electronics and Information Technology, Digital India, and CDAC. A message states: "You are currently using C-DAC eSign Service and have been redirected from".

The main content area is titled "Aadhaar Based e-Authentication" and includes the following elements:

- Input field: "Enter Your Virtual ID / Aadhaar Number" with a "Get Virtual ID" link.
- Input field: "Enter Your Aadhaar OTP" with a "View Document Information" link.
- Buttons: **Get OTP** (green), **Cancel** (green).
- Text: "Not Received OTP? [Resend OTP](#)" (red).

The Windows taskbar at the bottom shows the time as 4:18 PM on 5/19/2021.

Step 13 : Enter OTP and click on Submit.

The screenshot shows a web browser window with the URL `esignservice.cdac.in/esign2.1/OTP`. The page features logos for the Ministry of Electronics and Information Technology, Digital India, and CDAC. A message states: "You are currently using C-DAC eSign Service and have been redirected from". Below this is the "Hastakshar" logo and the text "C-DAC's eSign Service". The main form is titled "Aadhaar Based e-Authentication" and contains the following fields and options:

- Aadhaar Number: `472245377750` (with a "Get Virtual ID" link)
- OTP: `*****`
- Consent: I have read and provide my [consent](#) (with a "View Document Information" link)
- Buttons: "Submit" and "Cancel"
- Link: "Not Received OTP? [Resend OTP](#)"

The Windows taskbar at the bottom shows the time as 4:19 PM on 5/19/2021.

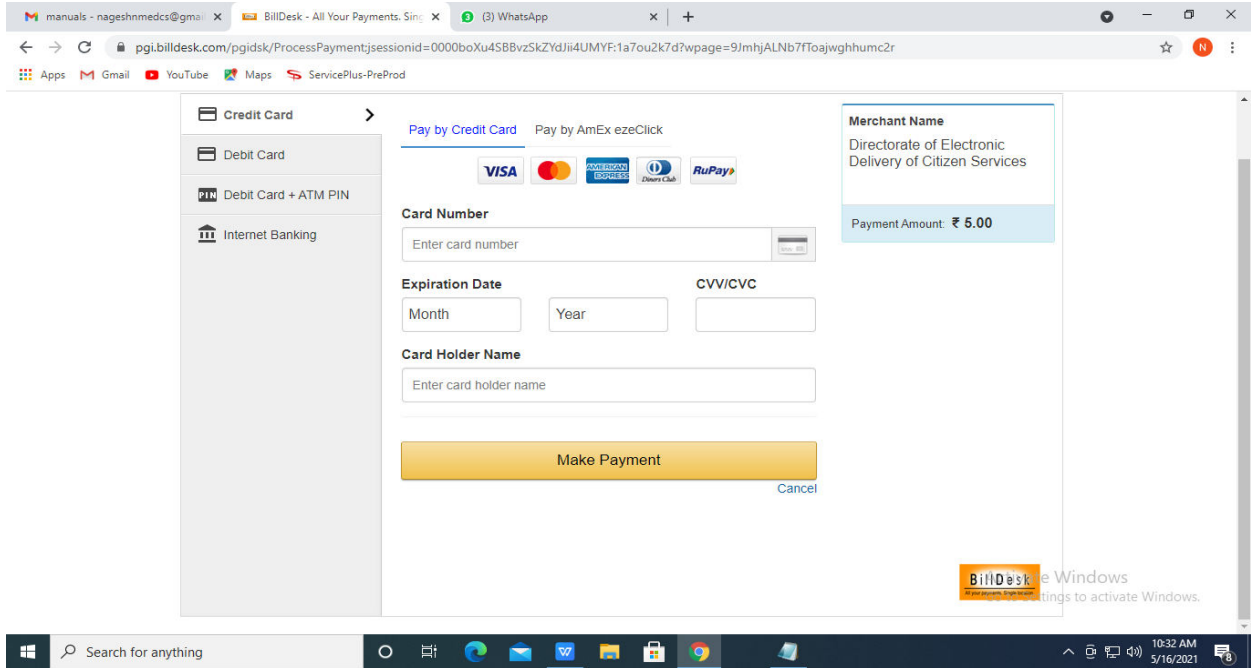
Step 14 : Select the Mode of Payment and click on Make Payment to proceed.

The screenshot shows the ServicePlus portal with the URL `serviceonline.gov.in/configureka/proccedToPayment.do?OWASP_CSRFTOKEN=435M-IJDE-AI6F-17LP-IDIY-IJSH-2HGT-PRA2`. The page title is "APPLICATION FOR DUPLICATE DEGREE CERTIFICATE". The "PAYMENT DETAILS" section includes:

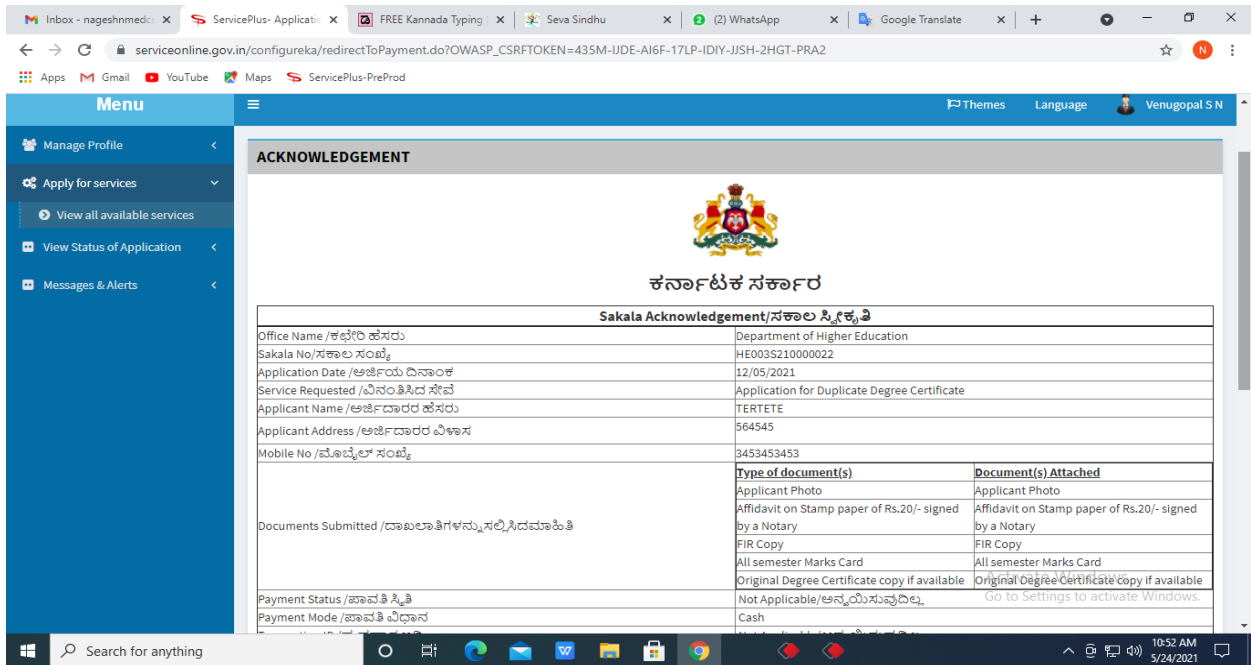
- Mode Of Payment: Paytm Bill Desk Payment Cash
- Application Fee: 1845.0
- Total Amount to be paid (in Rs.): 1845.0
- Receipt No. *: `df`
- Payment Date *: `12/05/2021` (with a calendar icon and note: "(Select last 20 days from current date)")

At the bottom right of the form, there are three buttons: "Make Payment" (green), "Reset" (blue), and "Cancel" (red). The Windows taskbar at the bottom shows the time as 10:51 AM on 5/24/2021.

Step 15 : Select preferred payment method (Credit Card/Debit Card/Internet Banking), enter the required details and click on make payment.



Step 16 : After payment is successful, acknowledgement will be generated. Acknowledgement consists of applicant details, application details and the payment details for applicant's reference.



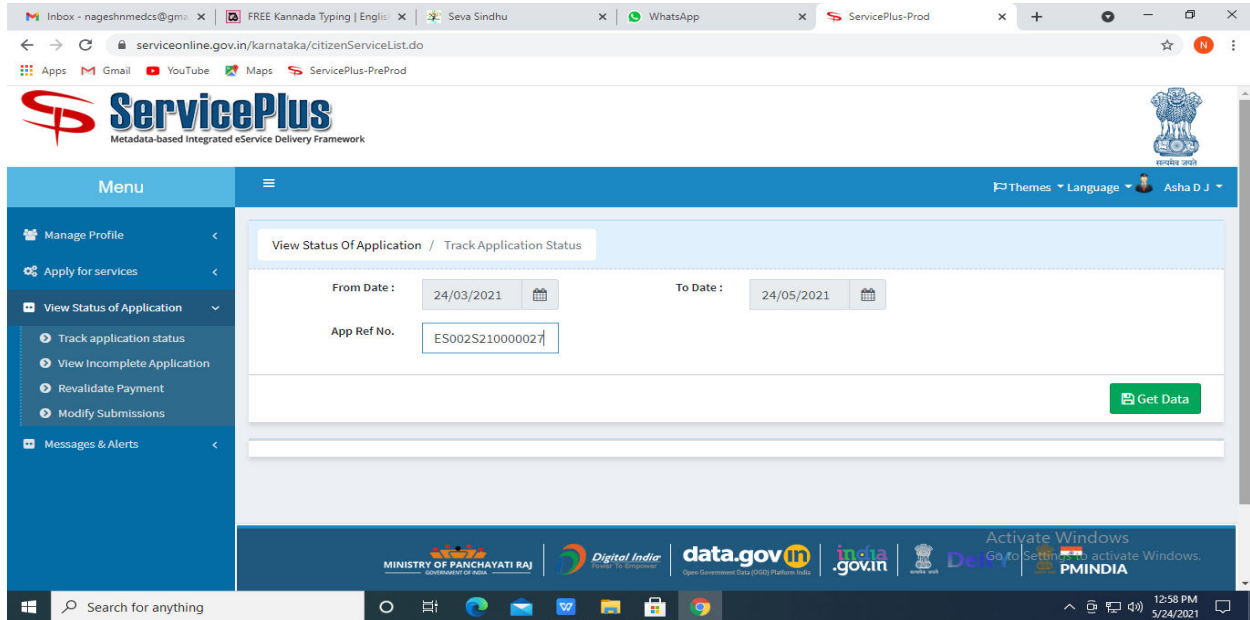
Step 17 : To download the certificate, go to the sevasindhu.karnataka.gov.in and click on **Registered Users Login Here.**

The screenshot shows the homepage of the Seva Sindhu Government of Karnataka website. The header includes the state emblem and the text 'SEVA SINDHU GOVERNMENT OF KARNATAKA'. Below this, there are portraits of the Hon'ble Chief Minister, Sri. B. S. Yediyurappa, and the Hon'ble Minister of Primary & Secondary Education and Sakala, Sri. S. Suresh Kumar. A navigation menu contains links for HOME, ABOUT SEVA SINDHU, DEPARTMENTS & SERVICES, SERVICE CENTERS, GRAMA ONE, TRACK YOUR APPLICATION STATUS, REPORTS-DASHBOARD, FAQ, and CONTACT. Three main service buttons are visible: 'DEPARTMENTS & SERVICES', 'NEW USERS REGISTER HERE', and 'REGISTERED USERS LOGIN HERE'. The footer includes a 'Website visitor count' of 33745808 and a timestamp of 10:07 AM on 5/16/2021.

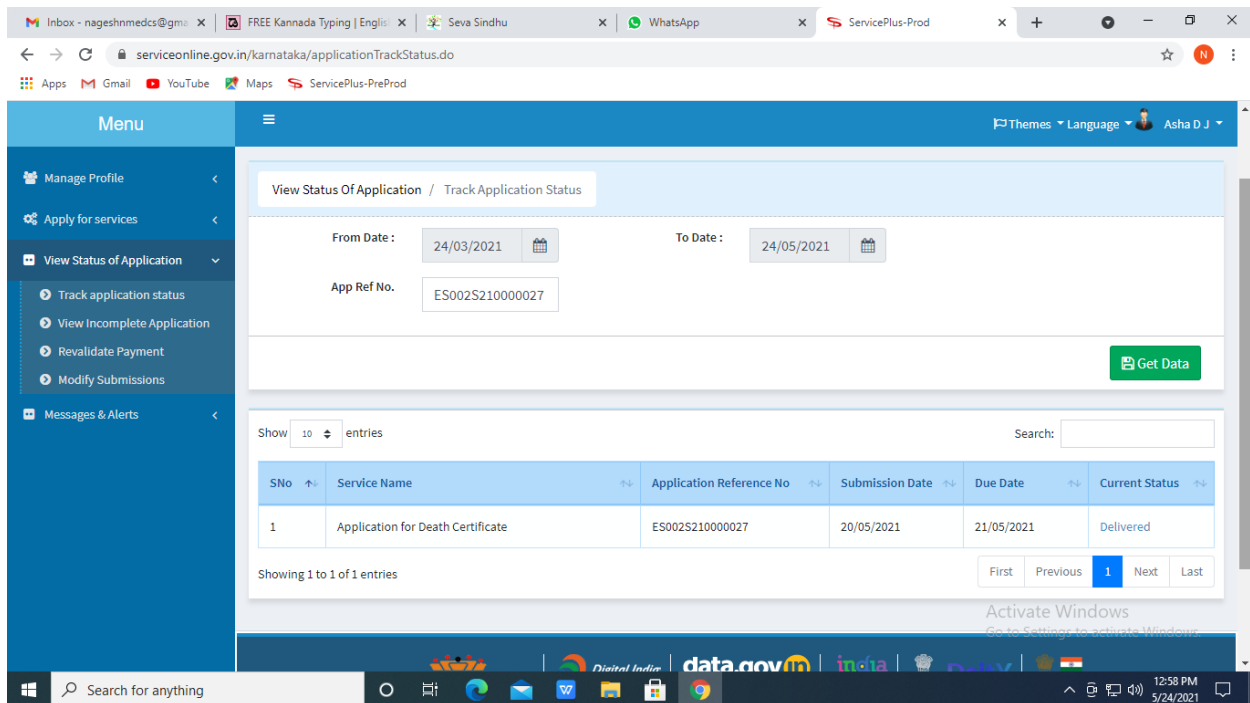
Step 18 : Once the login page is open, enter your username, password/OTP, captcha and click on **Submit.**

The screenshot shows the login page of the Seva Sindhu website. The page is divided into two main sections: 'Apply for Service' and 'Check Your Application Status'. The 'Apply for Service' section contains a form with a username field (9611106670), a password field, a 'Get OTP' button, a captcha field (552519), and a 'Submit' button. Below the form are links for 'Forgot Password', 'New user? Register here', and 'Know Your Eligibility'. The 'Check Your Application Status' section contains a form with a 'Select Department' dropdown, a 'Select Service' dropdown, an 'Enter your Application ID' field, and a 'Check Status Now' button. The footer includes the text '© All Rights Reserved' and 'Powered by SERVICEPLUS'.

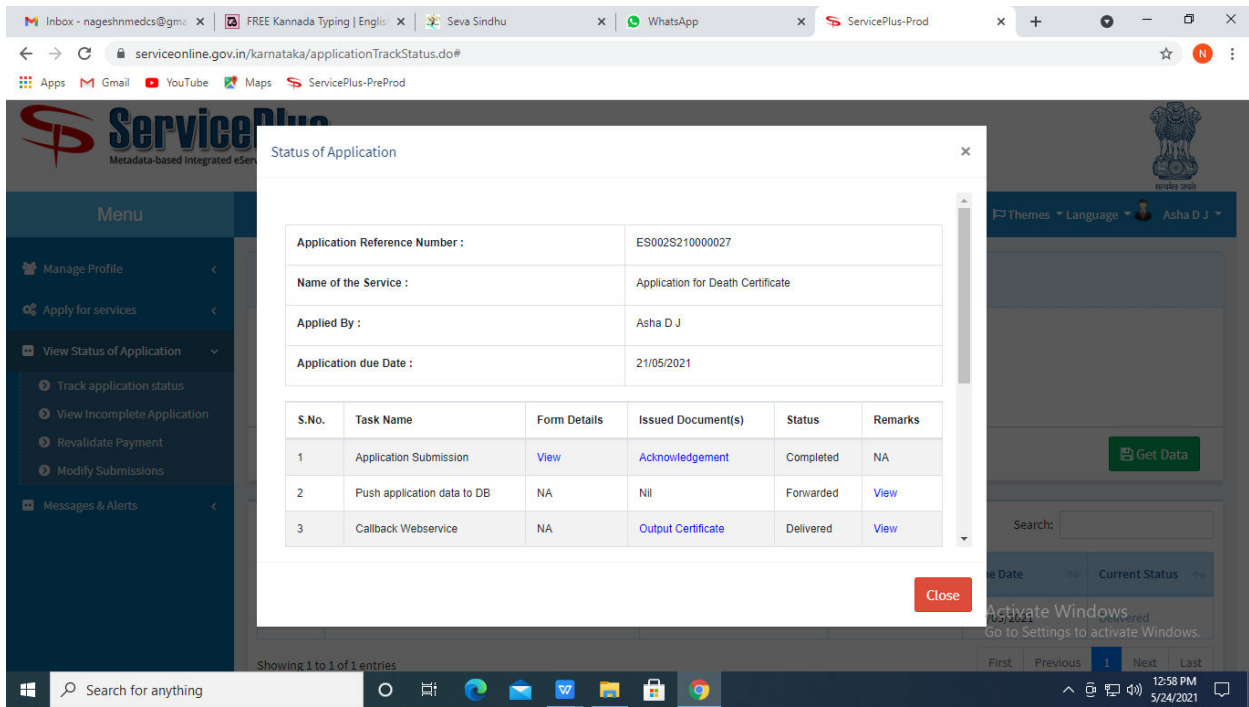
Step 19 : Click on **View Status of Application** --> **Track application status**. Enter Application Reference Number (you can refer to Acknowledgment/SMS to get Application Reference Number) and click on **Get Data**.



Step 20 : Check Current Status of the application. If it is delivered, Click on **Delivered**.



Step 21 : Under Issue Document(s), click on **Output Certificate**.

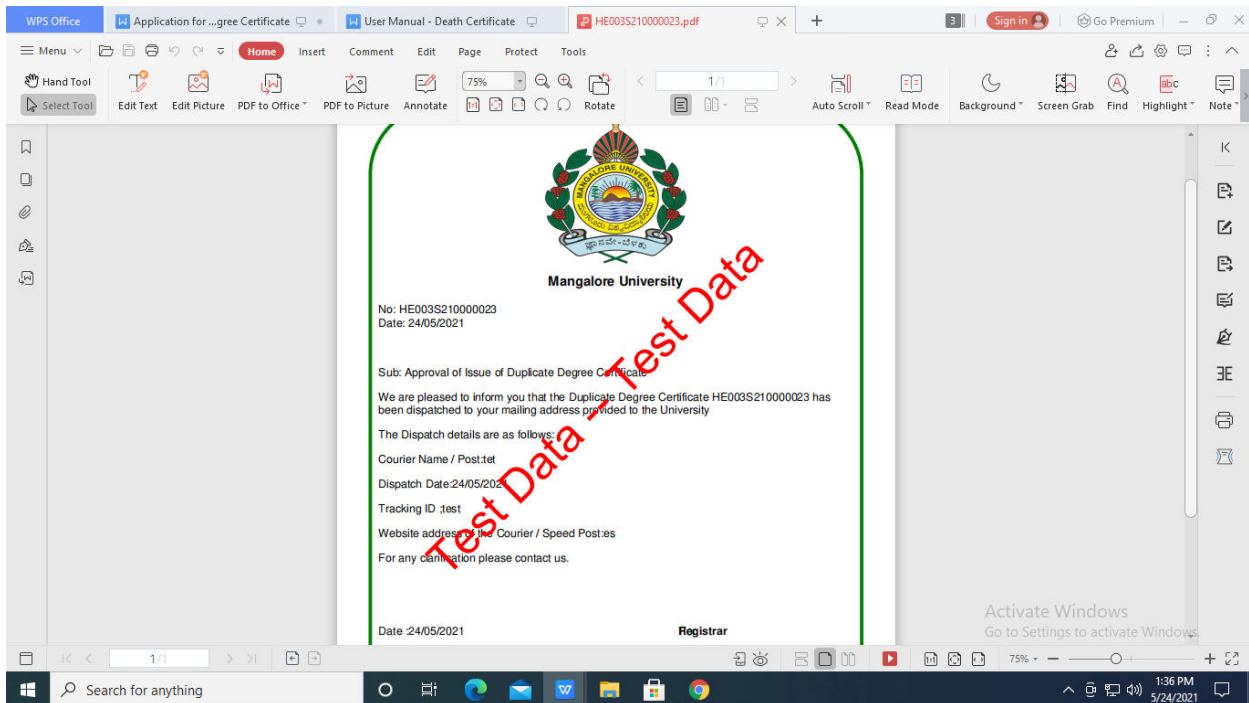


The screenshot shows the 'Status of Application' modal window. The application details are as follows:

Application Reference Number :	ES002S210000027
Name of the Service :	Application for Death Certificate
Applied By :	Asha D J
Application due Date :	21/05/2021

S.No.	Task Name	Form Details	Issued Document(s)	Status	Remarks
1	Application Submission	View	Acknowledgement	Completed	NA
2	Push application data to DB	NA	Nil	Forwarded	View
3	Callback Webservice	NA	Output Certificate	Delivered	View

Step 22 : License for Amusement's Output Certificate will be downloaded. You can print the certificate if required.



The screenshot shows a PDF document in WPS Office. The document is a certificate from Mangalore University. The text in the certificate is as follows:

Mangalore University

No: HE003S210000023
Date: 24/05/2021

Sub: Approval of Issue of Duplicate Degree Certificate

We are pleased to inform you that the Duplicate Degree Certificate HE003S210000023 has been dispatched to your mailing address provided to the University

The Dispatch details are as follows:

Courier Name / Post:let
Dispatch Date:24/05/2021
Tracking ID :test
Website address of the Courier / Speed Post:es
For any clarification please contact us.

Date :24/05/2021
Registrar